



# GRATING PACIFIC

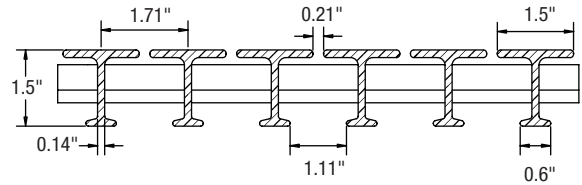
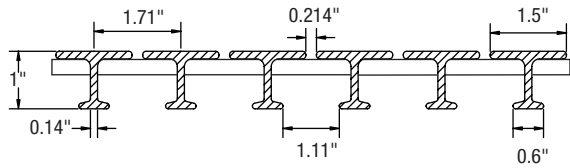
## AQUA GRATE® FRP PEDESTRIAN GRATING

Tie bar spacing is at 6" on center. Standard walking surface is Aquagrit slip-resistant fine grit. Standard colors are dark gray bar w/ light gray top coat.

### 1" and 1-1/2" Deep Pedestrian Grating

1" Deep, T-1210 ADA Compliant

1-1/2" Deep, T-1215 ADA Compliant



Part No.	Depth	Load Bar Spacing	Widths	Lengths	Weight (psf)	Open Area
T-1210	1"	1.71" O.C.	36" or 48"	Up to 24'-0"	2.6#	12%
T-1215	1-1/2"	1.71" O.C.	36" or 48"	Up to 24'-0"	3.6#	12%

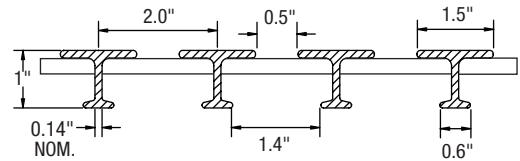
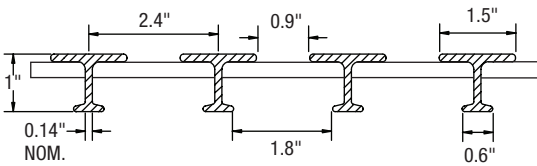
## SATE-T-SPAN® FRP PEDESTRIAN GRATING

Tie bar spacing is at 6" on center. Standard walking surface is Aquagrit slip-resistant fine grit. Stock resins are ISOFR or VEFR dark gray.

### 1" Deep Pedestrian Grating

1" Deep, T-3810

1" Deep, T-2510 ADA Compliant

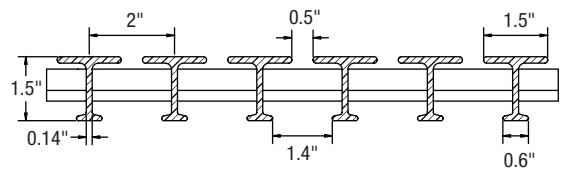
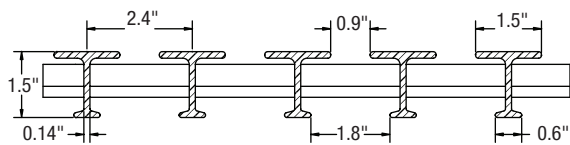


Part No.	Depth	Load Bar Spacing	Widths	Lengths	Weight (psf)	Open Area
T-3810	1"	2.4" O.C.	36" or 48"	Up to 24'-0"	1.9#	38%
T-2510	1"	2" O.C.	36" or 48"	Up to 24'-0"	2.3#	25%

### 1-1/2" Deep Pedestrian Grating

1-1/2" Deep, T-3815

1-1/2" Deep, T-2515 ADA Compliant



Part No.	Depth	Load Bar Spacing	Widths	Lengths	Weight (psf)	Open Area
T-3815	1-1/2"	2.4" O.C.	36" or 48"	Up to 24'-0"	2.7#	38%
T-2515	1-1/2"	2" O.C.	36" or 48"	Up to 24'-0"	3.2#	25%